

Let's get ready for JUNIOR HIGH BROCHURE



A HELPFUL RESOURCE TO GIVE TO
STUDENTS TO EASE THE WORRIES
OF JUNIOR HIGH

THE SCHOOL
COUNSELOR IS IN



And so
the
adventure
begins



ALL ABOUT MY JUNIOR HIGH

Fill in the
Blanks

School Name?

Extra curricular
activities?

School Mascot?

Principal's name?

School Counselor's
names?

What time does
School start and end?

Let's get
ready for
JUNIOR HIGH



5 HELPFUL TIPS

Junior high is an exciting time of life. But, it can feel overwhelming and stressful. The best way to reduce stress is to be prepared and organized. Here are 5 tips that can help:

1 Attend your school orientation. This allows you to locate your classes and find your locker before school begins. Request a school map to keep as a reference.

2 Practice opening your locker. Use a combination lock at home for additional practice.

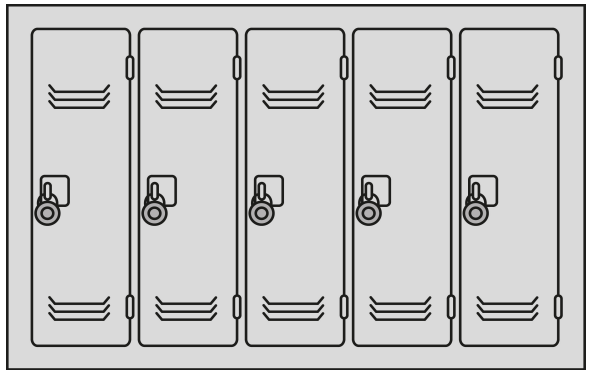



3 You will have several classes with different teachers. Use a planner or calendar to stay organized with homework and test due dates

4 Keep your backpack and locker orderly for good organization.

5 Get involved at school! Familiarize yourself with all available activities and **GO FOR IT!**

HOW TO OPEN A LOCKER

1. Clear lock by turning the dial to the right 2 times stopping at 0.
2. Turn the dial to the right stopping at first assigned number.
3. Turn the dial to the left PASSING the first number and stopping at second assigned number.
4. Turn the dial to the right stopping at the third number. Pull down on lock to release and open.



MAKING AND KEEPING FRIENDS

LET YOUR FRIENDS KNOW THE REAL YOU 

 **Be a good listener**

Be the first to forgive 

Work things out in a positive way when you have a problem



Be kind





And so
the
adventure
begins



ALL ABOUT MY JUNIOR HIGH

Fill in the
Blanks

School Name?

Extra curricular
activities?


School Mascot?

Principal's name?

School Counselor's
names?

What time does
School start and end?

Let's get
ready for
JUNIOR HIGH



5 HELPFUL TIPS

Junior high is an exciting time of life. But, it can feel overwhelming and stressful. The best way to reduce stress is to be prepared and organized. Here are 5 tips that can help:

1 Attend your school orientation. This allows you to locate your classes and find your locker before school begins. Request a school map to keep as a reference.

2 Practice opening your locker. Use a combination lock at home for additional practice.

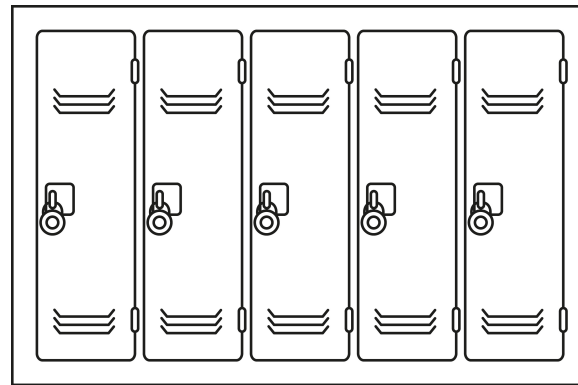

3 You will have several classes with different teachers. Use a planner or calendar to stay organized with homework and test due dates

4 Keep your backpack and locker orderly for good organization.

5 Get involved at school! Familiarize yourself with all available activities and **GO FOR IT!**

HOW TO OPEN A LOCKER

1. Clear lock by turning the dial to the right 2 times stopping at 0.
2. Turn the dial to the right stopping at first assigned number.
3. Turn the dial to the left PASSING the first number and stopping at second assigned number.
4. Turn the dial to the right stopping at the third number. Pull down on lock to release and open.



MAKING AND KEEPING FRIENDS

LET YOUR FRIENDS KNOW THE REAL YOU 


 Be a good listener

Be the first to forgive 

Work things out in a positive way
when you have a problem



BE KIND





And so
the
adventure
begins



ALL ABOUT MY JUNIOR HIGH

Fill in the
Blanks

School Name?

Extra curricular
activities?

School Mascot?

Principal's name?

School Counselor's
names?

What time does
School start and end?

Let's get
ready for
JUNIOR HIGH





And so
the
adventure
begins



ALL ABOUT MY JUNIOR HIGH

Fill in the
Blanks

School Name?

Extra curricular
activities?

School Mascot?

Principal's name?

School Counselor's
names?

What time does
School start and end?

Let's get
ready for
JUNIOR HIGH





And so
the
adventure
begins



ALL ABOUT MY JUNIOR HIGH

Fill in the
Blanks

School Name?

Extra curricular
activities?


School Mascot?

Principal's name?

School Counselor's
names?

What time does
School start and end?

Let's get
ready for
JUNIOR HIGH





And so
the
adventure
begins



ALL ABOUT MY JUNIOR HIGH

Fill in the
Blanks

School Name?

Extra curricular
activities?


School Mascot?

Principal's name?

School Counselor's
names?

What time does
School start and end?

Let's get
ready for
JUNIOR HIGH





And so
the
adventure
begins



ALL ABOUT MY JUNIOR HIGH

Fill in the
Blanks

School Name?

Extra curricular
activities?


School Mascot?

Principal's name?

School Counselor's
names?

What time does
School start and end?

Let's get ready for JUNIOR HIGH



THANKS SO MUCH FOR YOUR PURCHASE!

DIRECTIONS:

Print double sided and fold on dotted lines.

THE LET'S GET READY FOR JUNIOR HIGH BROCHURE is a helpful resource to give students who are graduating from elementary school. Students can color and make the brochure personalized to them.

INCLUDED IN BROCHURE:

3 different covers for students to choose

*5 Helpful tips

*Instructions to open a locker

*How to make and keep friends

*Fill in the blank all about my Junior High


CREDITS



<https://www.teacherspayteachers.com/Store/Zip-a-dee-doo-dah-Designs>



<https://www.teacherspayteachers.com/Store/Kimberly-Geswein-Fonts>



<http://frompond.blogspot.com>
Fonts/s From the Pond
<http://fromthepond.blogspot.com>



<https://www.teacherspayteachers.com/Store/Teacher-Karma>



<https://www.teacherspayteachers.com/Store/Prettygrafik>



<https://www.teacherspayteachers.com/Store/Mylie-James-Design>



<https://www.teacherspayteachers.com/Store/Le-Designs>